The background of the image is a vibrant, cartoon-style illustration of Noah's Ark. The ark is depicted as a large wooden structure with a ramp on the left side. Various animals, including a large grey elephant with white tusks, a brown bear, and a pink pig, are shown walking up the ramp. People are also visible on the ark, some standing and some sitting. The scene is set against a backdrop of a bright yellow sky and green foliage. The overall style is colorful and child-friendly.

**The Year of the Bible
Diocesan Art
Competition 2017**

**Theme
Noah's Ark**

The Team

Reception Olivia James
Isla~Mai Robinson

Year 1 Emma Cameron
Sophie Crossley
Chyna Wai

Year 2 Riley Butler
Oliver Domurad
Sophia Loncarevic

Year 3 Jasmina Jabbari
Jenny Prentice
Chae Wai



Noah's Ark



- Arky Arky Song
- www.youtube.com/watch?v=RojAjXi64Fs

Noah's Ark - What do we already know?

- Story

- ❖ The Noah's Ark Story is found in the Bible Genesis Chapter 6, chapters 6-12
- ❖ God was not pleased with the world
- ❖ God told Noah to build an Ark and to put on board 2 of each living creature
- ❖ The rain came for 40 days and 40 nights and there was a huge flood.
- ❖ A dove carrying an olive branch showed when the flood was ending.
- ❖ A beautiful rainbow appeared.



Facts about the Ark

The Size of the Ark

300 cubits long
50 cubits wide
30 cubits high

A cubit is the length from the elbow to the longest finger

FLOATING FACTS

■ According to Genesis, the Ark was 450ft by 75ft and 45ft high - that is taller than a three-storey building and with a deck area the size of 36 tennis courts.

■ A replica of the Ark is being built at Frostburg, Maryland. Work began 30 years ago.

■ Christians argue that Noah needed 40,000 animals to represent

every kind of creature. Sceptics say Noah would have needed room for at least 1.5million species.

■ The story may be based on an earlier, and very similar, Babylonian flood tale from the Epic of Gilgamesh.

■ Noah, or Nuh, is one of the main prophets of Islam. In the Koran, his wife is said to drown in the flood.



Ark Replica in America

- <https://www.youtube.com/watch?v=1IIGVZiTulY>
- https://www.youtube.com/watch?v=ysn4O_2pmng

- Talk about our project

- Painting activity-
- individual and group

- Trip letters

Ark Painting Large and small scale!



Painting the cotton sheet for the sky and sea background using big paintbrushes



Painting our Ark pictures

Mrs Wintle made the background from the painted fabric using the sewing machine.



Ark fabric painting with rollers





Drawing our chosen animals using pastels



Making animals two by two in clay



Making the Ark from the painted fabric and foam for padding



Making 2D Animals using foam, fabric, and wool



Visit to St John's Church



We looked at the space where our wall hanging will be placed


We observed how the Bible stories were depicted in Art around the church




Making 2D Animals using heat transfer crayons, fabric crayons and the heat press.



Painting the Ark Superstructure and making Mr & Mrs Noah



Painting inspired by Henri Rousseau 'Tiger in a Tropical Storm'



Henri Rousseau


- French Artist 1884-1910
- Self-taught
- He observed painting in art galleries and plants in botanical gardens



Animal paintings inspired by Tiger in a Tropical Storm - Henri Rousseau



Paintings inspired by Tiger in a Tropical Storm - Henri Rousseau made into cushions



Fabric painting the Rainbow and the Dove. Completing the 3D animals



Using Brusho and Acrylic Paint to Create the Fish



The Finished Textile Wallhanging



