

# Light Project

The background of the slide is an abstract digital artwork. It features a central bright white light source that creates a strong lens flare and illuminates a series of curved, glowing lines. These lines, in shades of blue, cyan, and magenta, sweep across the frame, giving a sense of motion and depth, similar to a wormhole or a high-speed light trail. The overall color palette is dominated by cool blues and purples, with a touch of warm orange/red on the right side.

Year 4,5,6 St John's Meads School 2017



# Our Year 4,5,6 Stars



# Artists who used Light as a Theme in their work.



## Joseph Mallord William Turner -1775-1851

- British
- Impressionist Painter
- Known as the 'Painter of Light'
- Turner made landscape painting very popular
- Much of Turner's work is exhibited in the Tate Gallery and the National Gallery, London



Chichester Canal JMW Turner 1828



Light and Colour - The Morning After the Deluge - JMW Turner 1843



Snow Storm - Steam Boat off a Harbour's Mouth - JMW Turner 1842



Rain, Steam and Speed JMW Turner 1844



Norham Castle JMW Turner 1845





Paintings inspired by  
artists who used Light as  
a Theme in their work.






# Artists who used Light as a Theme in their work (2)



## Dan Flavin - 1933-1996

- American
- Light Sculptor
- Minimalist
- Pioneered Light Art Installations
- Work exhibited in the Guggenheim Art Gallery, New York

# Dan Flavin - Light Installations



800 x 400 - ikon-gallery.org




# Visit to the Towner Gallery

## A Certain Kind of Light Exhibition






# Week 1 Practical inspired by Pin Art/Thread Light Sculptures






# Individual Pin Art/Thread Sculptures inspired by gallery visit





# Week 2 Practical inspired by Glowing and Reflecting Light Sculptures





# Group work:

1. Alien sculpture inspired by springs, polymorph and glow in the dark materials
2. Sparkle light
3. Lampshade reflective design






# Week 3/4 Practical inspired by Stained Glass Light Sculpture and Bottle Sculpture






# Week 3/4 Practical inspired by Stained Glass Light Sculpture and Bottle Sculpture






# Stained Glass - Ancient and Modern






# Making our 'Stained Glass Sculpture' Using the Sublimation printer and press







# Victorian Paper Silhouettes





# Experimenting with Paper Silhouettes





# Week 5/6 Practical inspired by shadow and UV Light Sculpture





# Week 5/6 Practical inspired by shadow and UV Light Sculpture - sunprinting

*Cyanotype* is a photographic printing process that produces a cyan-blue print. Engineers used the process well into the 20th century as a simple and low-cost process to produce copies of drawings, referred to as blueprints. The process uses two chemicals: ammonium iron(III) citrate and potassium ferricyanide.





# Week 5/6 Practical inspired by shadow and UV Light Sculpture - sunprinting





# Visit by Jack from the Towner Gallery to look at our work inspired by 'A Certain Kind of Light' Exhibition









