

Year 5&6 - Term 5 Illuminated Manuscripts



Year 5&6 - Prayer Through Image

Your task:-

Use Calligraphy, Illuminated letters
Patterned borders, to illustrate a
prayer

From the completed work, 15 entries will be
selected to be sent to Church House for
official judging



Examples of Ancient Illuminated Manuscripts





Domine labia mea
aperies. **Et** os meum a
annuntiet deus laudem tuam.





VID

GLORI


ARIS


IN

malicia. Quisotens es in iniquitate.
Tota die iniquissimam cogitavit lingua
tua. Sicut novacula acuta fecisti
dolum.

The Limbourg Brothers 1385-1416

The Limbourg Brothers, Herman, Paul and Johan were famous Dutch Medieval Artists. Their style of painting strongly reflected the style used in illuminated manuscripts at the time

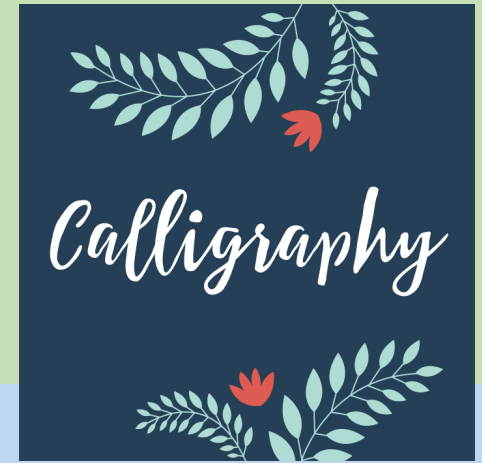




Introductory Videos

- History of illuminated Manuscripts
- www.youtube.com/watch?v=K0LOSZ4TB58 5.58
- Examples of Illuminated letters Slides
- www.youtube.com/watch?v=igg2NJtFWq0 2.57
- Simple introduction to Calligraphy for Kids
- www.youtube.com/watch?v=sVVxFzHHn1Q 3.52

- Half group to ICT



Task:-

Using the alphabet sheet provided, design your own font making sure that each letter relates to the rest with a particular style

Developing Fonts

- Drawing bubble letters
- www.youtube.com/watch?v=ZNHg714uHJQ 3.13
- 3D lettering and box style lettering
- www.youtube.com/watch?v=0t0GU9pu4HU (stop ad lib)

- Half Class to ICT

- Homework for next lesson - to Illuminate your initial.

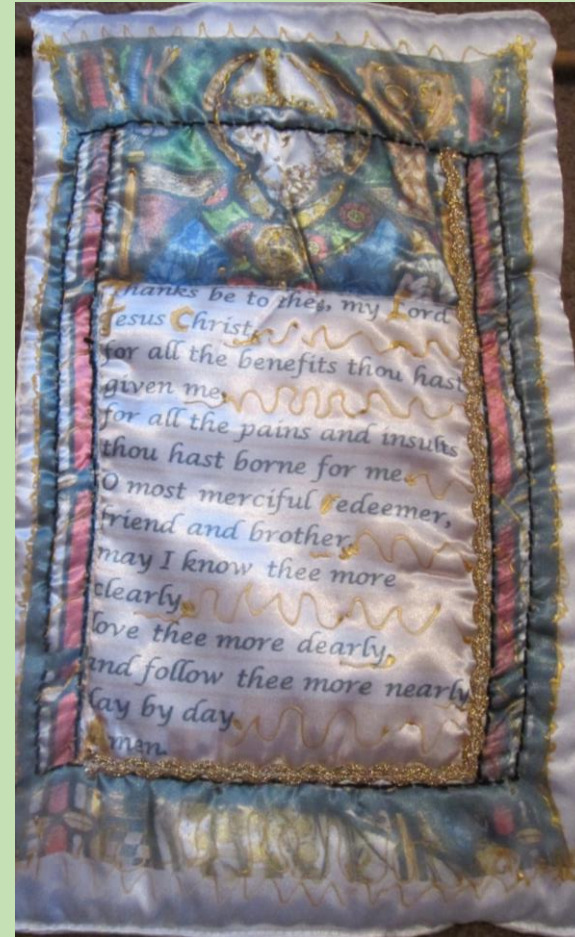
Either draw freehand or print your initial form the computer and decorate



Choices for your manuscript

- ICT background image and ICT prayer embellished with gold on heavy paper or canvas fabric
- ICT background image and ICT prayer, hand embroidered and embellished with gold (nb, you may need to take this home to complete the embroidery in the allocated time)

Examples Using Embellished Parchment and Fabric



Presenting your Work for Preliminary Judging





Using ICT Skills to Develop Initial Print



Developing the Printed Design



Heat pressing the Sublimation Printed Designs



Printed and Decorated work Drying



Decoration of the Final Pieces



Final Display for Parents

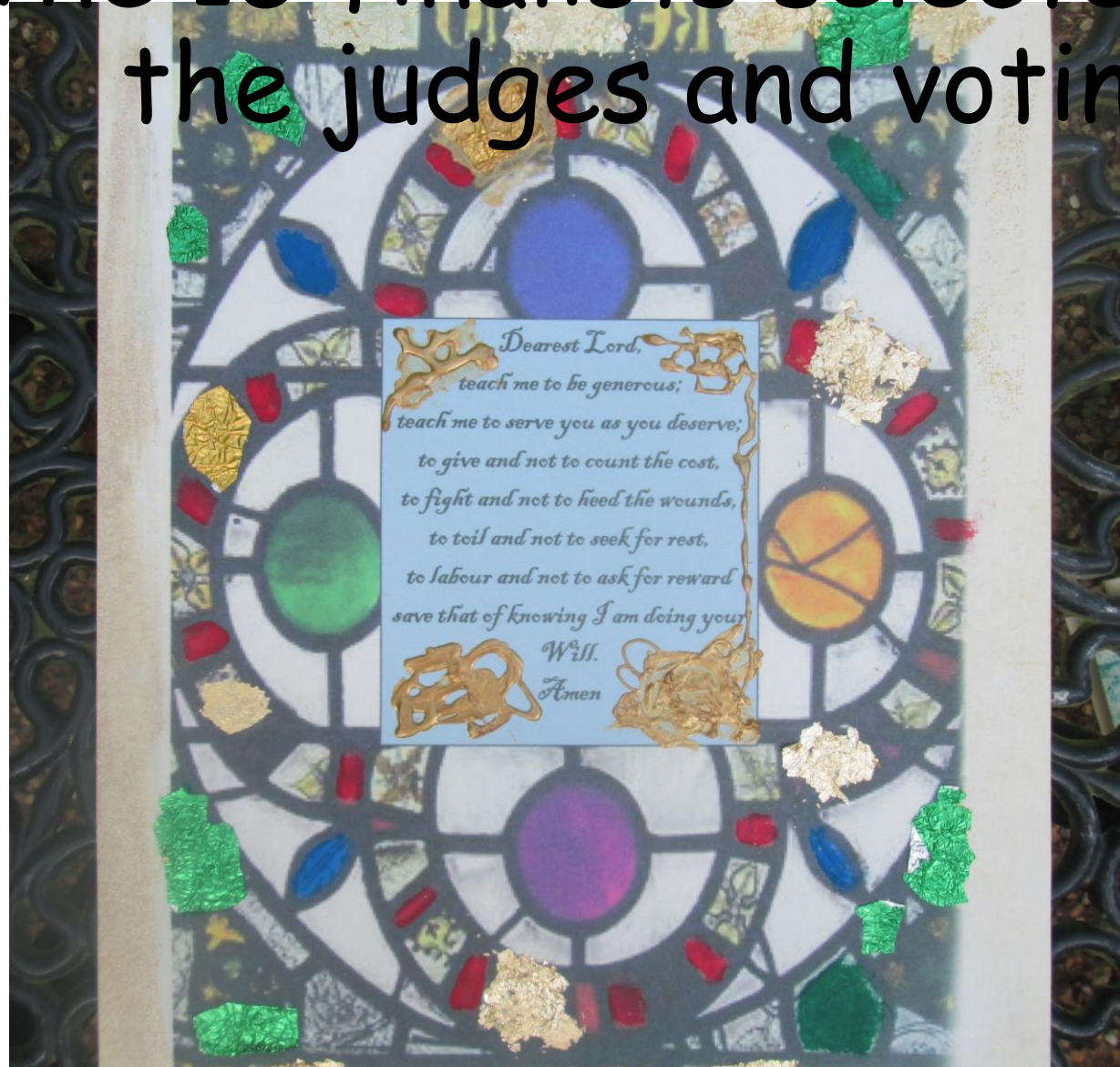
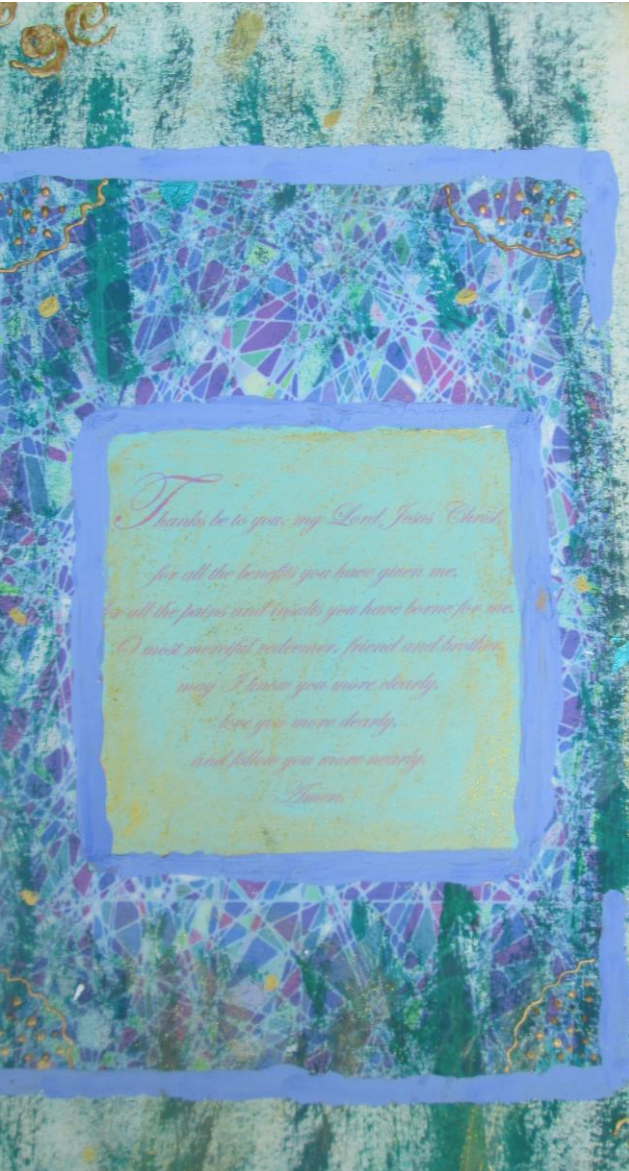



Judging with Amanda Kirkman Professional Garden Designer and Mark Hurst Local Artist with Mrs Wintle



Alice and Anais keeping a tally of the votes

The 15 finalists selected by the judges and voting






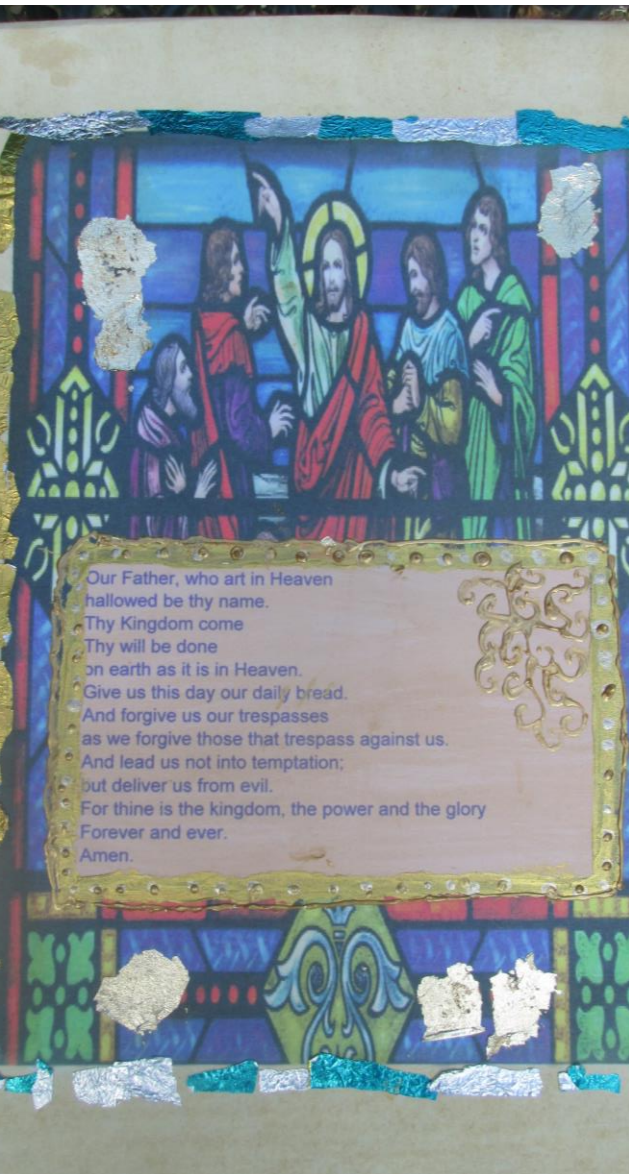
WHERE THERE IS DARKNESS
LIGHT
WHERE THERE IS SADNESS,
JOY.
O DIVINE MASTER, GRANT
THAT I MAY NOT SO
MUCH SEEK TO BE CONSOLE
AS TO CONSOLE;
TO BE UNDERSTOOD, AS TO
UNDERSTAND;
TO BE LOVED, AS TO LOVE.
FOR IT IS IN GIVING THAT WE
RECEIVE
IT IS IN PARDONING THAT WE
ARE PARDONED
IT IS IN DYING THAT WE ARE
BORN TO ETERNAL LIFE.
WHERE THERE IS DESPAIR,
HOPE
AMEN




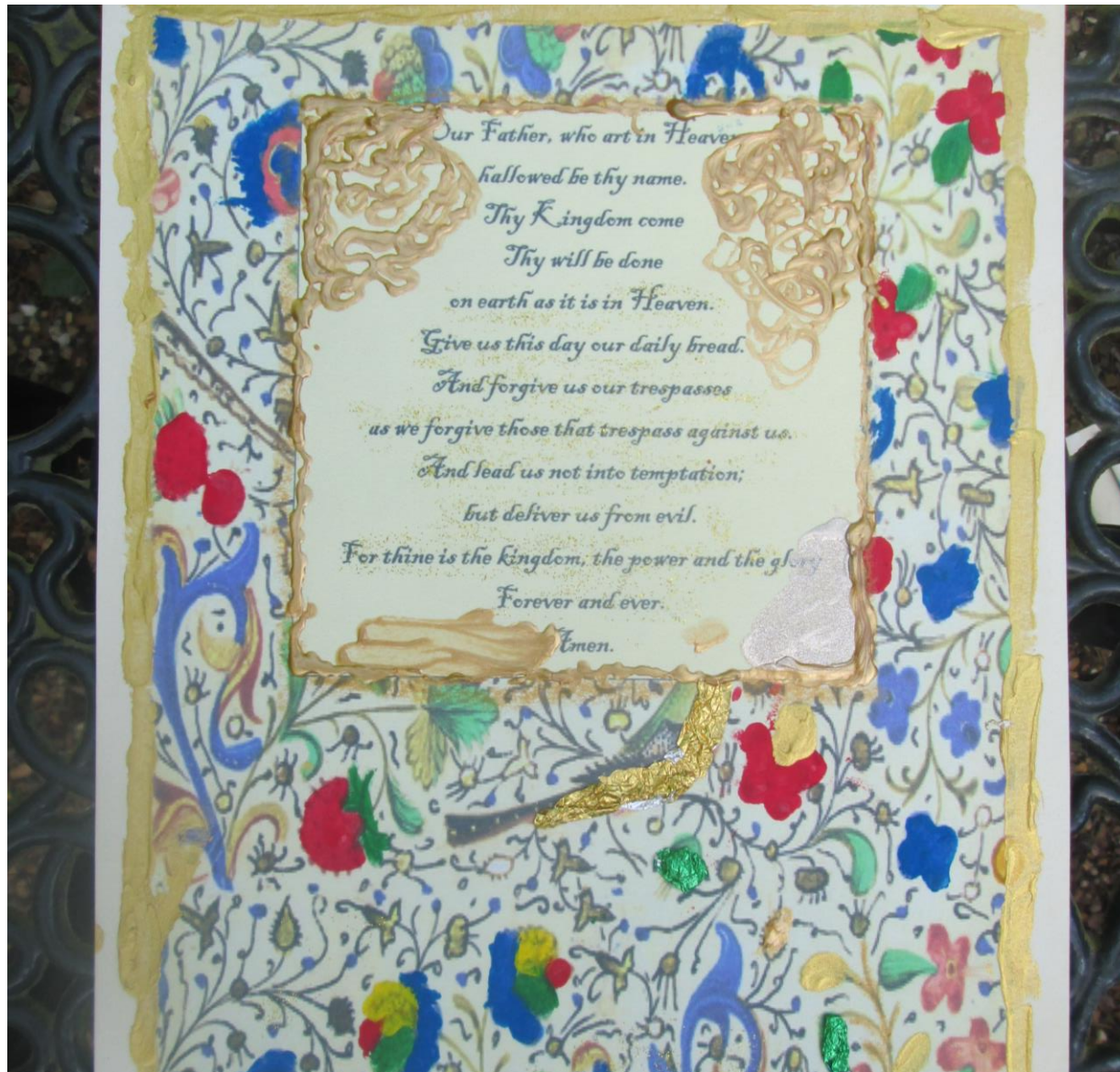
ALMIGHTY GOD,
UNTO WHOM ALL HEARTS BE OPEN,
ALL DESIRES KNOWN,
AND FROM WHOM NO SECRETS ARE HIDDEN:
CLEANSE THE THOUGHTS OF OUR HEARTS BY THE INSPIRATION OF
YOUR HOLY SPIRIT,



Almighty God,
unto whom all hearts be
open,
all desires known,
and from whom no
secrets are hidden:
cleanse the thoughts of
our hearts by the
inspiration of your
Holy Spirit,
that we may perfectly
love you,
and worthily magnify
your holy name,
through Christ our
Lord.
Amen.











Final Work Displayed in School