

Eric Ravilious & Modernism

Term 5 2018/2019

Years 3, 4, 5 & 6



What do you notice that is the same ?

What do you notice that is different?

Which picture do you prefer and why ?



- ❑ The style of art called Modernism began in 1860 and lasted until 1970.
- ❑ Modernists stopped painting in the traditional way. This meant they no longer only attempted to create realistic pictures that often looked like photographs.
- ❑ Modernist Artists changed the rules and began experimenting with colour and style.
- ❑ Every Modernist Artist was free to select the style and materials that fitted/suited their way of seeing the world.

This term we learnt about a local modernist artist called **Eric Ravilious**. He liked to paint landscapes using watercolours. He was inspired by the beauty of the South Downs.



Do you recognise this local landmark?



Do you recognise this
local landmark?

What do you think about
this painting?

What colours has he
used?

How does he create
different tones?

What does the word
'tones' mean?

How does he create
texture?







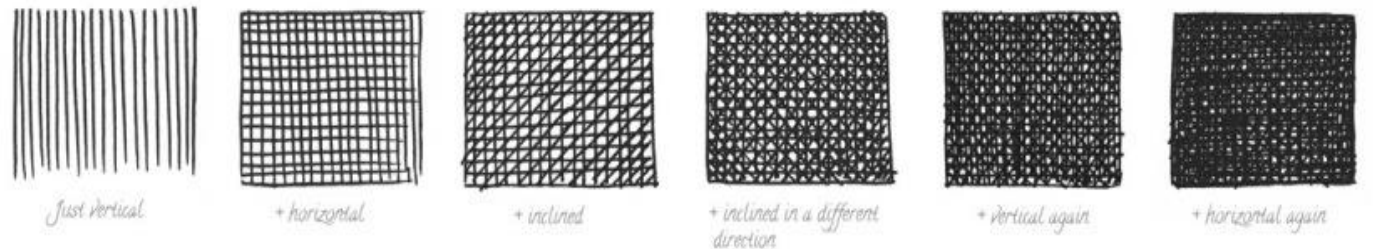


What have we learnt about Eric Ravilous' style of painting?

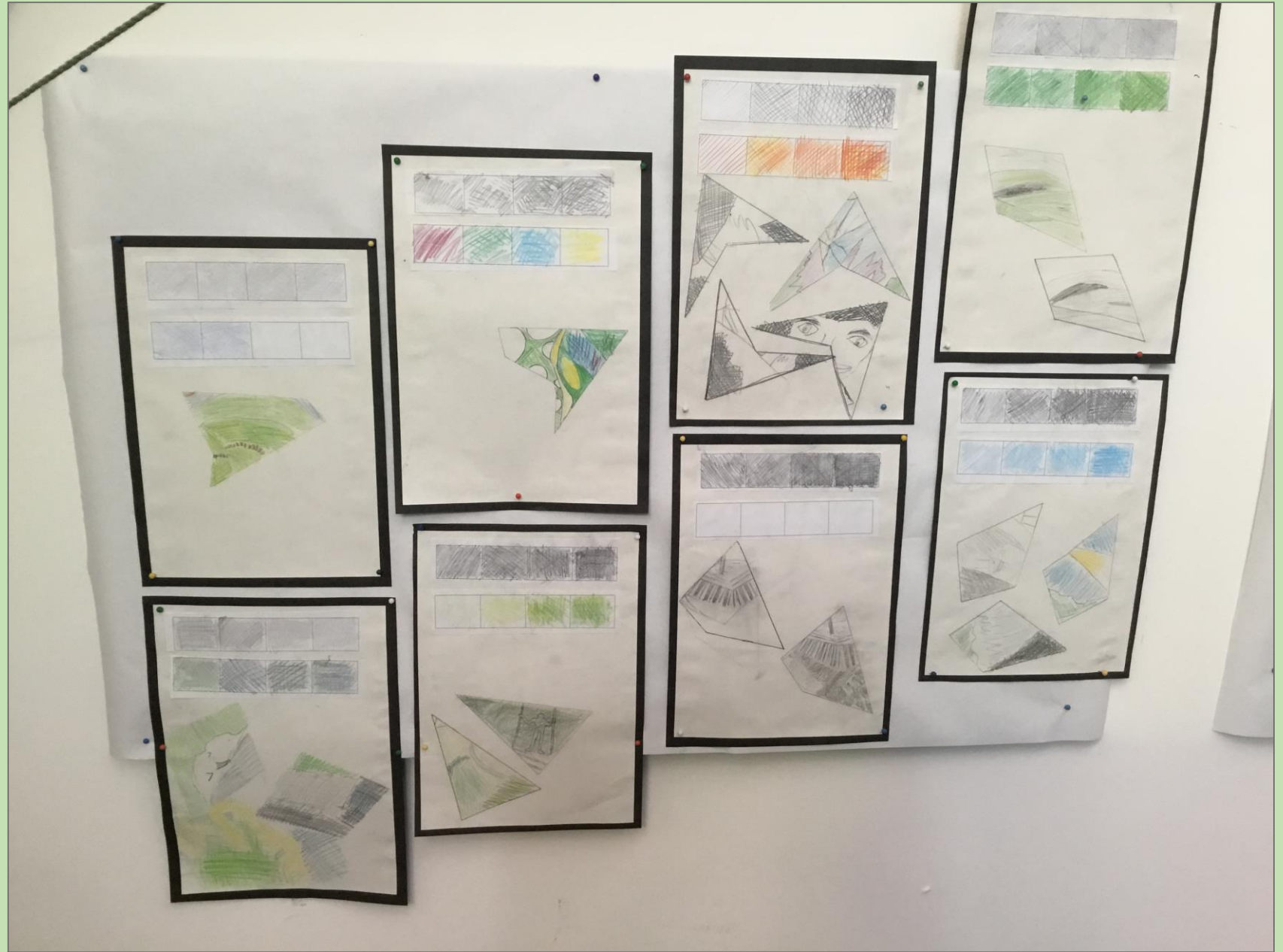
- He loved to paint landscapes with watercolours in a modernist style.
- He used 'dry' brush techniques to paint.
- He painted using cool and serene colours.
- He used cross hatching to create different tones and textures in his painting.
- He sketched lightly in pencil first.
- He liked to create and include shapes which he saw within the landscape.




How to create a cross-hatching



Years 3 & 4 practised different types of cross hatching using colouring and sketching pencils. Next, they used unusual shaped view-finders to choose a favourite section of one of Eric Ravilious' landscape paintings. Then, they had a go at sketching the chosen section.





Years 5 & 6
sketched sections
of Eric Ravilious's
paintings using
unusual view
finders and
sketching pencils.
They did this
outside in the
natural light.



towner art gallery



Years 5 & 6 visited The Towner Gallery to learn more about the life and work of Eric Ravilious. During the visit, they were taken into the Towner's Art Store to see some of Ravilious's original art work. They were given the opportunity to ask some exciting questions. After this, the children were taken to The Ravilious Gallery to Sketch one of his beautiful landscapes, including ones of the South Downs and other local areas.
















Years 3 & 4
made felt
landscapes
inspired by
Eric Ravilious
and a visit to
the south
downs





